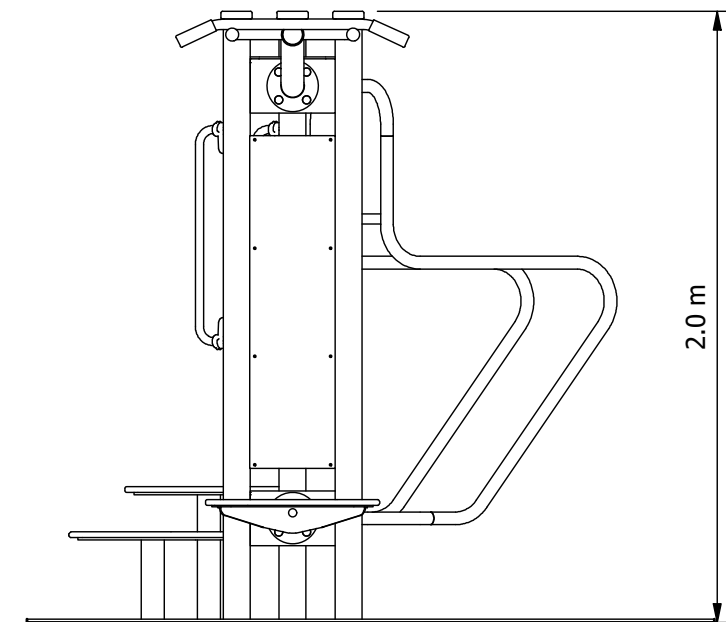
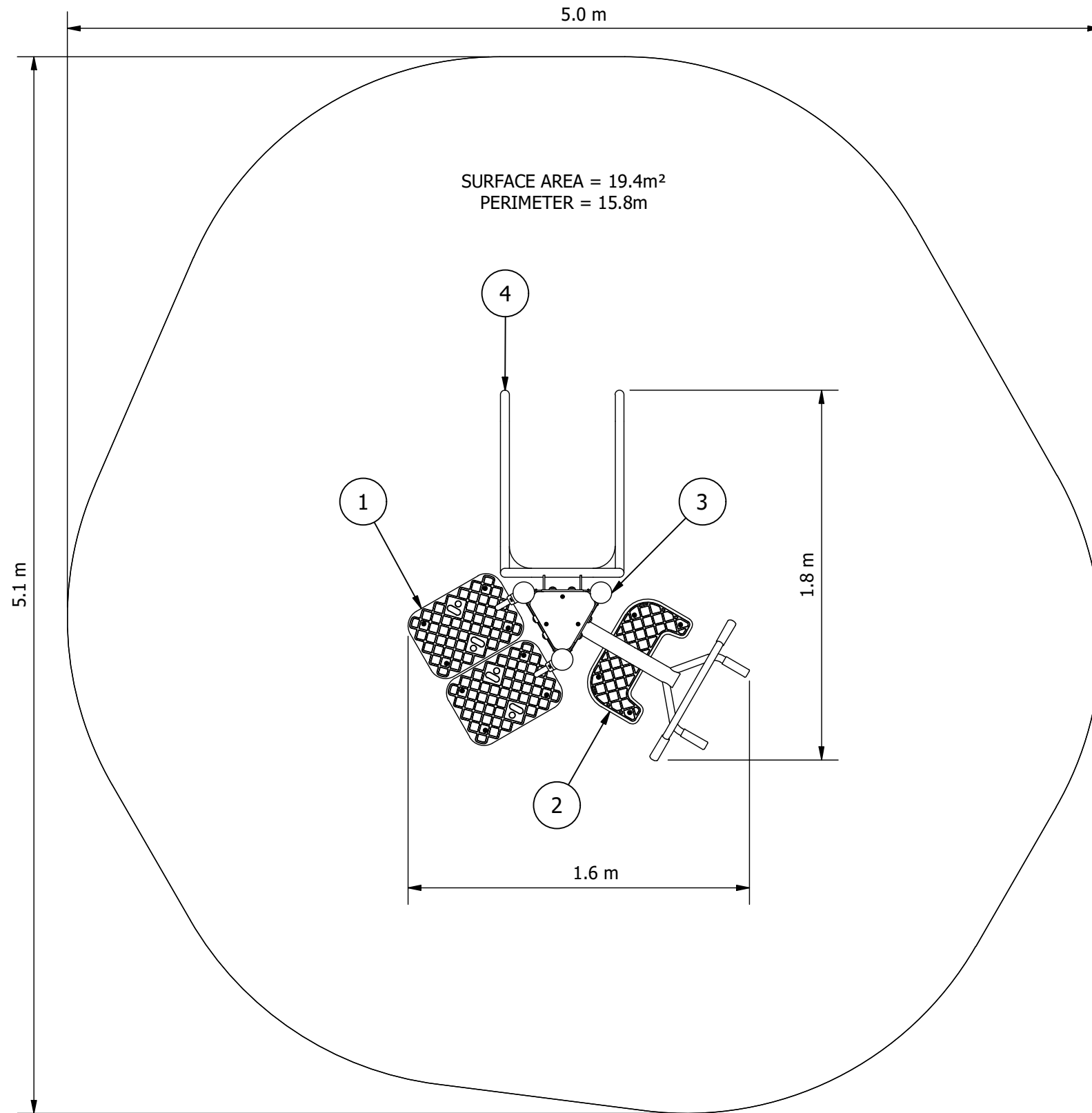


# Fit-for-Parks Body Pulls & Push Ups, Pull Ups & Leg Raises & Step Ups 300-450



EQUIPMENT INVENTORY			
ITEM	DESCRIPTION	QTY	FHF (mm)
1	FFP Step Up Station 300 & 450 - I/G	1	450
2	FFP Pull Ups & Leg Raises - Common	1	975
3	FFP Central Column Triple - I/G FLAT CAP	1	N/A
4	FFP Body Pulls & Push Ups - Column Mount Common	1	150




## ELEVATION

### RECOMMENDED MINIMUM SHADE CLEARANCES

- 2.5M FROM ANY ACCESSIBLE PART OF THE EQUIPMENT TO ANY CLIMBABLE PART OF THE SHADE STRUCTURE
- 1.5M FOR ALL OTHER SITUATIONS

Site Layout is indicative only & subject to change.  
This design is confidential & subject to Copyright.

FITNESS DESIGN COMPLIANT  
WITH AS 16630:2021.



## Design Plan

Design No: **DFP-BP-PU-SU300-450-C** | Drawn by: **R.H.**  
Date drawn: **2/02/2024**